


ET-EXP4 I/O 1 PLUS (J-AA-L-00006)**It can use with ET-BOARD V6.0, V5.0, V4.0, 8.32, V3.5 R1**


Users can Test Interface and adapt to use with all version of ETT's SINGLE BOARD and CONTROLLER BOARD such as CP-SB31 V2.0, CP-S8252 V2 through ETT's 34 PIN BUS I/O with 2 Books of User Manual of CPU Z80 and CPU MCS51.

There's Input and Output accessories to Test Interface in ET-EXP4 I/O PLUS such as LCD DISPLAY, 15x7 DOT SCAN DOTMATRIX DISPLAY LED, STEERING MOTOR, D-TO-A 8 BIT,DC MOTOR, 7 SEGMENT LED, etc.

Board is designed to connect with I/O through PAIR CABLE and LOCKED CONNECTOR. Moreover, there's plastic box and CD-ROM program to load into SINGLE BOARD as in the User Manual.




● ET-EXP4 I/O 1 PLUS Connect with ET-BOARD V6.0

**There's Outputs and Inputs in ET-EXP4 I/O 1 PLUS, such as;**

- PLATED-THROUGH HOLES PCB ET-EXP4 I/O Plus
- 4 POINTS DIP-SWITCH for TEST INPUT and 4 x 3 INPUT KEY BOARD for TEST SW SCAN KEY BOARD
- RED 8 POINTS for TEST LED DISPLAY and RED 4 DIGIT 7-SEGMENT LED for TEST SCAN LED
- 16 CHARACTER WITH 2 LINES for TEST LCD DISPLAY
- 15x7 DOT for TEST SCAN DOTMATRIX DISPLAY LED
- 4 CYCLE WITH INDICATOR for TEST UNIPOLAR STEPPING MOTOR
- TEST RELAY OUTPUT PORT AND SMALL TEST SOUND SPEAKER PORT
- 8 BIT R-2R D-TO-A CIRCUIT and OP-AMP POWER IC for OUTPUT EXPANSION
- TEST DC MOTOR WITH 2-CH.OPTO INPUT SENSOR for test direction and speed of DC MOTOR
- ADAPTER from 34 PIN ET-BUS 8255 PORT of SINGLE BOARD PORT connecting with ET-EXP4 I/O WITH 40 PIN BUS CPU as DECODE PORT and DATA BUS

Ex-EXP4 I/O 1 PLUS includes;

1. ET-EXP4 I/O 1
2. User manual
3. 1-CH 14 PIN PAIR CABLE, 34 PIN PAIR CABLE
4. CD-ROM
5. POWER SUPPLY 5VDC
6. ET-BOX 1

**Accessories and Tools which users need to purchase are; (Because there's no in ET-EXP4 I/O 1 PLUS.)**

EPROM is connected with SINGLE BOARD in case of not loading from Computer PC or not loading into SINGLE BOARD by yourself.

EPROM ET-EXP1 Z80 (1) uses with ET-BOARD V6.0, V5.0

EPROM ET-EXP1 Z80 (2) uses with ET-BOARD V3.5, V4.0

EPROM ET-EXP1 51 uses with ET-BOARD V6.0, ET-8032 V2.0

Experimental Manual of ET-SINGLE BOARD Z80 (for Test ET-BOARD V3.5, V4.0, V5.0, V6.0 in the part of Z80 Mode)

Experimental Manual of ET-SINGLE BOARD MCS51 (for Test ET-BOARD V6.0 in the part of MCS51, ET-8032 V2.0 Mode)

ET-5VDC (POWER SUPPLY 5 VDC /850mA)